



*Includes instructions
for obtaining your BioMedix™
Username and Password*

Online Resources Guide

Customer Service: Toll free 888-889-8997 | Email: Support@BioMedix.com

BioMedix™

Online Resources Guide

CONTENTS

Getting Started

- Website Registration - 3
- Website Login - 5
- Troubleshooting - 6

Online Tools

- Online Tools Overview - 8
- Interactive Guides - 10
- Location Finder - 13
- Online Store - 14
- Customer Support - 18

Disclaimer: All screenshots, web pages, report images and prices are for illustration purposes only.
Actual interface and image appearance may vary.

Getting Started

There are a few steps to take in order to start taking advantage of the resources that BioMedix™ has to offer. Please use the instructions in this guide to learn how to gain access to and utilize all of the resources that are available.



Website Registration

Follow the steps below to register your practice, which allows access to online materials at BioMedix.com. You will need an active internet connection and your Site ID, if one has been assigned to you.

1. Open a web browser and go to <http://www.BioMedix.com>.
2. Click on the white “LOGIN DIRECTORY” link at the top of the page (Figure 1).



Figure 1 - “LOGIN DIRECTORY” link

3. Click on the green “CUSTOMER/EMPLOYEE LOGIN” link (Figure 2).

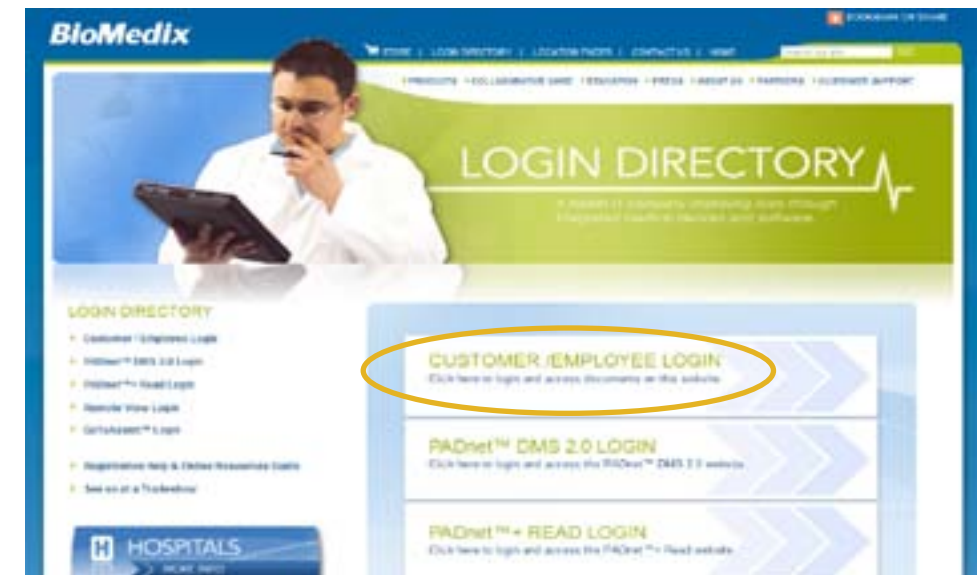


Figure 2 - “CUSTOMER EMPLOYEE LOGIN” Link

Website Registration

4. Enter your Site ID into the “BIOMEDIX CLIENT REGISTRATION” box and click the green “SUBMIT” button (Figure 3). If you don’t know your Site ID, see *Troubleshooting* on page 6.

5. Complete registration form fields marked with an asterisk (required) and click the “CONTINUE” button (Figure 4). The password is limited to 10 characters in length.

This completes the registration process.

Registration Complete

Clicking the “CONTINUE” button completes the registration process. You will automatically be signed in and taken to the Medical Professionals Resources area within the site, from which you can access all online tools using the buttons provided (Figure 5).

You will receive a confirmation email with your registration and login details with the subject: “BioMedix Account Registration Confirmation”. **Save this email for future reference.**

Figure 3 - “BIOMEDIX CLIENT REGISTRATION” Box

Figure 4 - Registration Form

Website Login

When you attempt to access a protected area of the BioMedix™ website, you will be asked to log in. You can also log in at any time by following the steps below.

Logging In

1. Open a web browser and go to <http://www.BioMedix.com>.
2. Click on the white “LOGIN DIRECTORY” link at the top of the page (Figure 1).
3. Click on the green “CUSTOMER/EMPLOYEE LOGIN” link (Figure 2).
4. Enter your email and password into the “CUSTOMER/EMPLOYEE LOGIN” box and click the green “LOGIN” button (Figure 3).
5. You will automatically be taken to the Medical Professionals Resources area within the site, from which you can access all online tools using the buttons provided (Figure 5).



Figure 5 - Resources Area

Troubleshooting

ISSUE 1: SITE IDs

I DON'T KNOW MY SITE ID

For PADnet™+

- SITE ID can be found within the PADnet™+ software under Admin > Office Settings. It should be a 4-character code with numbers and/or letters (Figure 6).
- It can also be found on a sticker on newer PADnet™+ laptops.
- Call Customer Service for lookup at 888-889-8997 (PADnet™+ Readers must do this).

MY SITE ID ISN'T WORKING

If you do not have an active PADnet™+ Service Plan, your Site ID may not work. Contact Customer Service at 888-889-8997 to verify your Site ID.

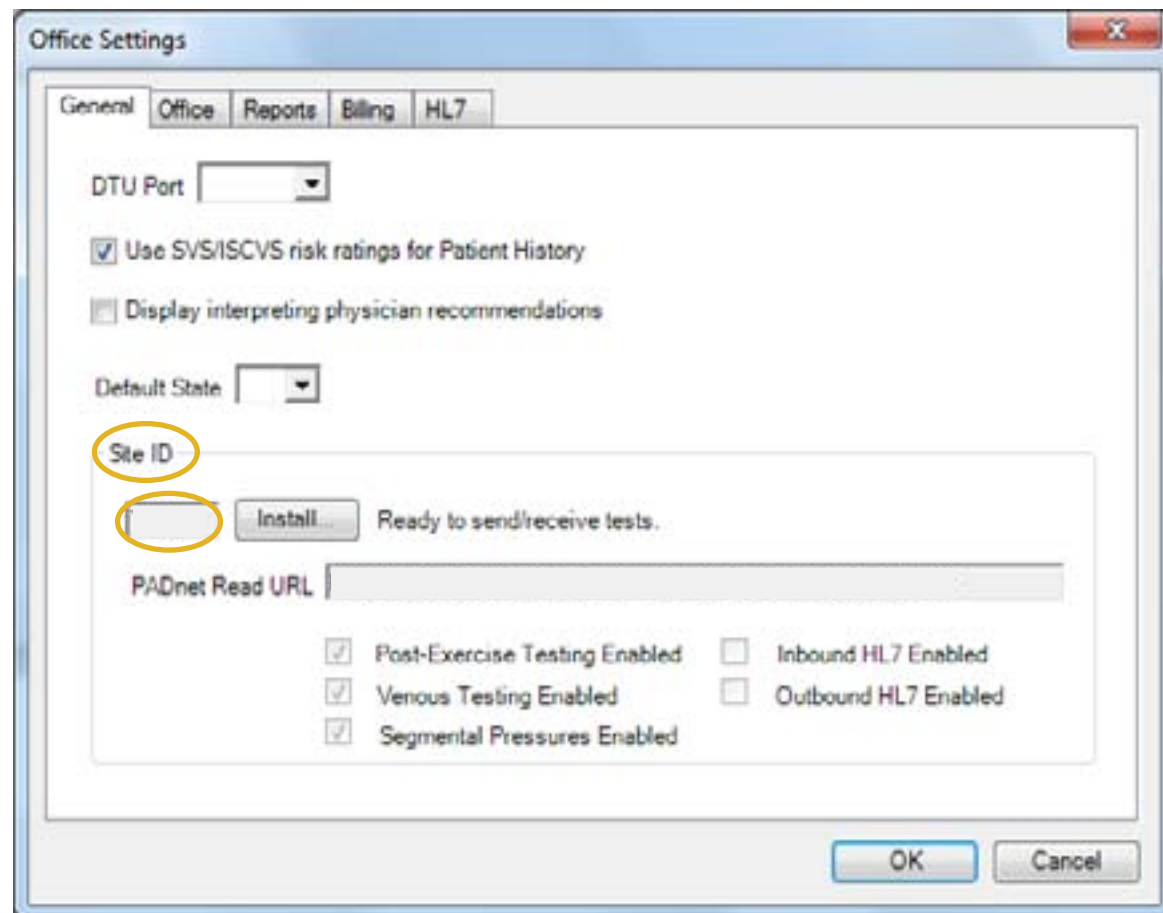


Figure 6 - Site ID in PADnet™+ Software

Troubleshooting

ISSUE 2: LOGIN INFORMATION

I DIDN'T GET THE CONFIRMATION EMAIL

Check your Junk mail. The subject of the email is "BioMedix™ Account Registration Confirmation" from Updates@BioMedix.com. If you need your login confirmation re-sent, contact Customer Service at 888-889-8997 or Support@BioMedix.com.

I FORGOT MY PASSWORD

A "FORGOT YOUR PASSWORD?" field is on the bottom of the LOGIN DIRECTORY page (Figure 7). Enter the email you registered with to have your login information sent to that email address.

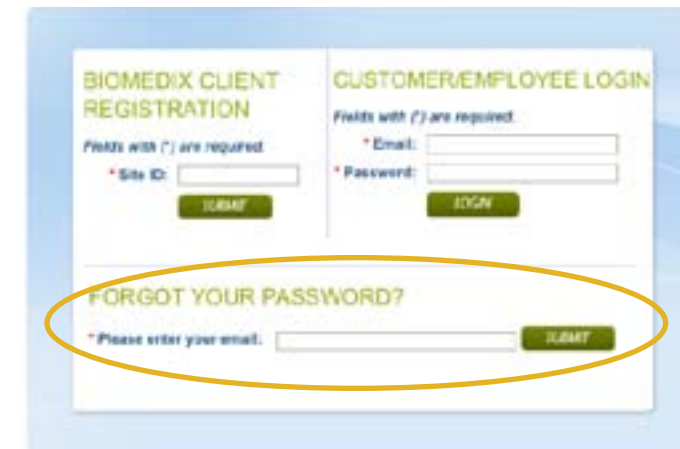


Figure 7 - "FORGOT YOUR PASSWORD?" Field

Online Tools Overview

When you have completed your registration and login, you will have access to a variety of valuable tools. The Medical Professional Resources area shows the categories of resources available:

Store - brings you to the BioMedix™ Online Store (see page 14 for more information about the online store).

Manuals & Guides - contains PADnet™+ user guides and in-depth technical manuals, the PADnet™+ Reader Manual and searchable, interactive guides (see page 10 for more information).

Marketing Materials - contains the Marketing Launch Kit manual for PADnet™+ Arterial and Venous.

Patient Education PowerPoints - contains long and short patient education presentations for use in your waiting room in Microsoft® PowerPoint™ format.

Log Out - if you are logged in and viewing the Medical Professional Resources area, click this button to logout.

Forms - contains the Website Link Agreement for partners who would like to place a link to www.BioMedix.com from their website. Also contains the Location Finder Sign-up Form (see page 13 for further information about the Location Finder).

Reimbursement - contains billing information, claim forms, links to fee schedules and medicare information.

Support - brings you to our Customer Support page, which gives information about BioMedix™ Customer Service (see page 18 for Customer Support information).

Contact BioMedix - brings you to our Contact Us page for further information and contact options.



Figure 8 - Resources Area

Online Tools Overview

In addition to the materials available through the secure customer login, many materials are available without logging in. View the Medical Professionals page (http://www.BioMedix.com/education/medical_professionals.asp) for links to videos, P.A.D. care guidelines, white papers, articles, additional reimbursement information, sample phone scripts, BioMedix™ event information and more.



Figure 9 - Education Section of BioMedix.com

Interactive Guides

When you are logged in, PADnet™+ user guides, manuals and marketing guides are available in an interactive, searchable format called an *eMag*. This format provides extra functionality such as an interactive index and active on-page links, but requires you to have the latest version of Adobe® Flash® installed on your computer.



You can download this free software at <http://get.adobe.com/flashplayer>. Downloading and installing Adobe® Flash® will also allow you to view www.BioMedix.com and other Flash-based websites correctly.

If you cannot install Adobe® Flash® Player, you can download and view the documents in PDF format. You may need to download free Adobe® Reader® software in order to view PDF documents. You can download Adobe® Reader® software from <http://get.adobe.com/reader/>.

Interactive Guides

Interactive and PDF guides are available in the MANUALS/GUIDES section (Figure 10):

MANUALS/GUIDES

PADNET™+

- [PADnet™+ User Guide - L-043 Rev L Jun 2011 \(Interactive Manual\)](#)
 This is the online PADnet™+ Operator Manual for Test Sites. (Adobe Flash Player Required.)
- [PADnet™+ User Guide - L-043 Rev L Jun 2011 \(PDF\)](#)
 This is the PDF version of the PADnet™+ User Guide for Test Sites. It can be downloaded and referenced or printed.

ADDENDUMS:

- [PADnet™+ Revised Protocol for Post Exercise Testing Addendum - Data Collection Sheet - ML-120 Rev A Feb 2011](#)
- [PADnet™+ Assembly Guide - L-101 Rev A Feb 2011](#)

- [PADnet™+ Clinical Technical Training Manual - L-056 Rev. B Mar 2011 \(Interactive Manual\)](#)
 This manual covers Arterial Disease, Venous Disease, Technician Training for PADnet™+ Arterial and Venous Testing, and Test Interpretation. (Adobe Flash Player required.)
- [PADnet™+ Clinical Technical Training Manual - L-056 Rev. B Mar 2011 \(PDF\)](#)
 This is a PDF version of the PADnet™+ Clinical Technical Training Manual.
- [PADnet™+ Reader Training Manual - L-067 Rev C June 2011 \(Interactive Manual\)](#)
 This is the online PADnet™+ Reader Training Manual for Read Site users. (Adobe Flash Player required.)
- [PADnet™+ Reader Training Manual - L-067 Rev C Jun 2011 \(PDF\)](#)
 This is a PDF version of the PADnet™+ Reader Training Manual for Read Site users.
- [Physician Marketing Launch Kit Guide - ML-062 Rev Jul 2011 \(Interactive Guide\)](#)
 This launch kit guide includes sample ads, press releases, patient education materials and tips for our customers to help launch a successful P.A.D./CVI detection program. (Adobe Flash Player required.)
- [Physician Marketing Launch Kit Guide ML-062 Rev A Jul 2011 \(PDF\)](#)
 This launch kit guide includes sample ads, press releases, patient education materials and tips for our customers to help launch a successful P.A.D./CVI detection program.

Figure 10 - Example list of manuals available at BioMedix.com

Interactive Guides

Below are examples of BioMedix™ interactive guides. Click and drag the corner of a page to flip to the next page, use the index and menu buttons above and below the manual to navigate, and click any page to zoom in or out.

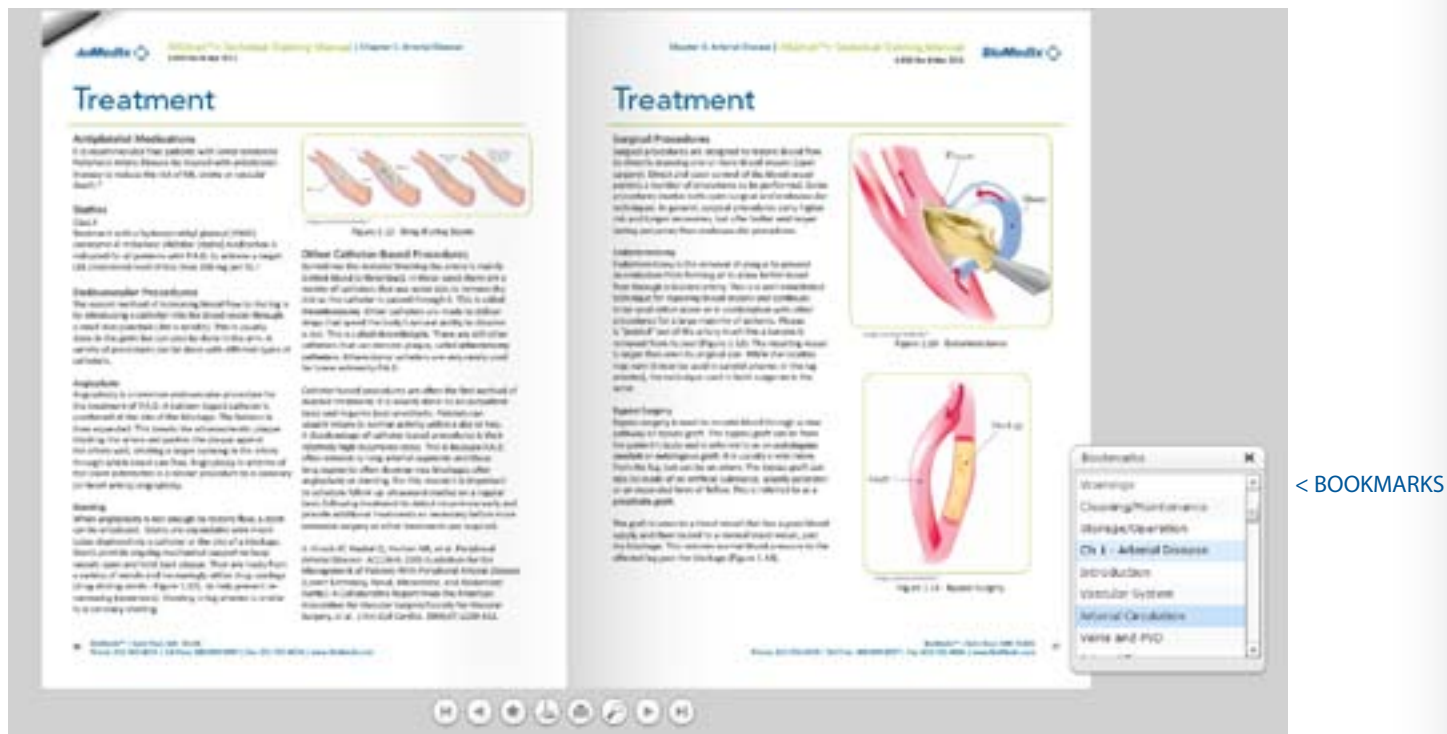


Figure 11 - Examples of interactive online guides

Location Finder Map

As a valued partner, we invite you to join in this collaborative care community and be listed within the Location Finder page at BioMedix.com. To sign up, please complete the Location Finder Form, found under “Forms” in the Resources area. This Word document can be filled in and faxed, emailed or sent back via mail. Alternatively, you can click the “Online Provider Sign Up” link on the left side of the Location Finder Page.



Figure 12 - Location Finder page

Online Store




Figure 13 - "STORE" Link at the top of every page

In the Online Store, you can view and purchase educational and marketing materials for PADnet™+ and additional hardware accessories for TRAKnet™ PM.

Using the Online Store

1. Open a web browser and go to <http://www.BioMedix.com>.
2. Log in to the Online Store by either clicking on the "STORE" link with the shopping cart icon at the top of the page (Figure 13), or log in to the website and then click on the "STORE" button from the Medical Professionals Resources area (Figure 14).

When you have entered the Online Store (Figure 15), you may choose from Patient Education Materials or a variety of accessories that are available for TRAKnet PM.

Use the blue "ADD TO ORDER" button to add items to your cart. Click the green "VIEW CART" button (Figure 16) to view your cart at any time.

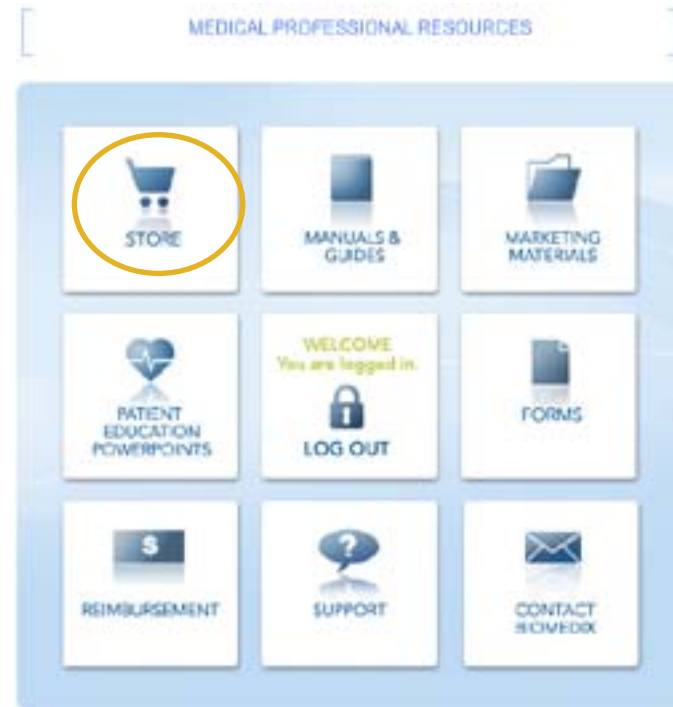


Figure 14 - "STORE" Link in the Medical Professional Resources Section



Figure 15 - Online Store - Patient Education Materials Section

Online Store



Figure 16 - Checkout

From your cart, you can click the "CHECKOUT" (Figure 16) button to complete your order. The information you entered at registration will automatically populate the shopping cart checkout form. In Checkout Step 1 (Figure 17), you will need to enter your billing and shipping information.

Checkout - Billing Information

Company Name

*First Name

*Last Name

*Address

*City

*District/State

*Zip/Postal Code

*Country

Phone Number

Shipping Address

Enter a new shipping address

*Ship-To First Name

*Ship-To Last Name

*Address

*City

*District/State

*Zip/Postal Code

*Country

*required field Checkout Step 2 >

Figure 17 - Checkout Step 1

Online Store

Verify your destination address and choose a shipping method for your order (Figure 18). You can add comments regarding the processing of your order (i.e. "Please deliver to front office" or "Needed by the 30th of this month") to the "General Comments" field. Then, click "Select Shipping and Continue" at the bottom.

Available Shipping Methods

Destination:

Address	178 E 9th St.
City	Saint Paul
District/State	Minnesota
Postal Code	55101
Country	UNITED STATES

Availability indicates current stock level. This is not the estimated ship time. See estimated ship times below

Shipment Description	Shipment Cost (USD)	Select?
UPS Ground	\$14.06	<input checked="" type="radio"/>
UPS 3 Day Select [®] Estimated delivery	\$22.48	<input type="radio"/>
UPS 2nd Day Air [®] Estimated delivery	\$26.89	<input type="radio"/>
UPS 2nd Day Air A.M. [®] Estimated delivery 1 A.M.	\$29.58	<input type="radio"/>
UPS Next Day Air Saver [®] Estimated delivery 0 P.M.	\$28.57	<input type="radio"/>
UPS Next Day Air [®] Estimated delivery 30 A.M.	\$52.86	<input type="radio"/>
UPS Next Day Air [®] Early A.M. [®] Estimated delivery by: Next Day by 8:00 A.M.	\$68.36	<input type="radio"/>

Please enter comments about this order for the store manager:

General Comments

Select Shipping and Continue >

Figure 18 - Checkout Step 2

Online Store

Confirm your order details and click "Finalize Order" to commit to this purchase (Figure 19). You will receive an order summary email containing your order information. Please contact Sales at 877-854-0014 or Sales@BioMedix.com for inquiries related to PADnet™+, TRAKnet™ PM, TRAKnet™ Lab and TRAKnet™ Outcomes product purchases. If you have any immediate concerns after your Online Store order has been confirmed, call 877-854-0012 for assistance.

BioMedix
Friday, August 12, 2011

178 East 9th Street
 St. Paul, Minnesota 55101
 US

Billing Address:		Shipping Address:	
Name		Name	
Address	178 E 9th St	Address	178 E 9th St
City	Saint Paul	City	Saint Paul
State	Minnesota	District	
Postal Code	55101	Postal Code	55101
Country	UNITED STATES	Country	UNITED STATES

Phone #:

Comments:

Quant.	SKU	Item	Options	Price
1	BMX-FLDR	BioMedix Blue Folder	Package of 50	\$0.00

Subtotal: \$0.00

Shipping: \$14.06
(UPS Ground)

Tax Amount: \$0.00

Payment type: No fees
()

Total (USD): \$14.06

Cancel order

Finalize Order

Figure 19 - Finalize order

Customer Support

We value our customers and take great pride in providing exceptional customer support and service. If questions arise regarding our products, please contact our Customer Service Department. Our representatives are pleased to assist you and are available Monday through Friday from 7:00 am to 8:00 pm (Central Time) and Saturdays from 8:00 am to 1:00 pm, excluding holidays.

To contact our Customer Service Department:

- Call 888-889-8997 or 651-762-4010
- Fax your inquiries to 651-762-4014
- Email us at Support@BioMedix.com

Questions or concerns regarding orders can be directed to our Customer Service Department at (888-889-8997) between 7:00 am and 8:00 pm (CT) Monday through Friday and Saturdays from 8:00 am to 1:00 pm, excluding holidays. Damaged shipments should be noted at the time of delivery and reported to BioMedix™'s Customer Service Department within 24 hours of receipt. Order discrepancies (incorrect or missing items, shortages) must be reported to the Customer Service Department within 72 hours of receipt of order. BioMedix™ is not responsible for replacing shipments damaged in transit if original packaging is discarded prior to claim inspection.

BACK ORDERS

Occasionally an item may be out of stock due to unexpected demand. You will be notified if an item is unavailable at the time the order is placed; all available items will ship within 72 hours of the order.

METHOD OF PAYMENT

For your convenience, we accept the following methods of payment: Visa, American Express, MasterCard, cashiers check, certified check, money order or wire transfer to our account. Personal checks are accepted but may be held for up to 10 days for processing. All checks returned due to insufficient funds will be assessed a \$25.00 returned check fee.